

Backrest for Carbon Ultralight

SUPPORTING YOUR LOWER BACK WHILE SITTING



Congratulations with your new Backrest for the byACRE
Carbon Ultralight rollator.

The Backrest enables you to take a rest during your
trip and have a support for your back. It can easily be
attached or removed.



Use of the Backrest

The backrest is easy attached around the handle tube.

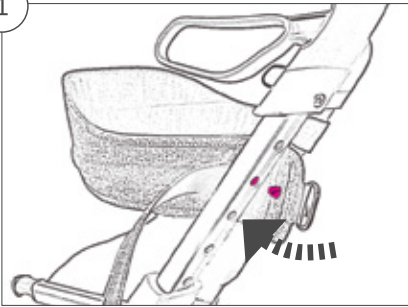
Remember that the rivet on the back rest is supposed to fit the upper adjustment hole.

⚠ Be aware that the Backrest doesn't interfere with the seat when folding or unfolding the rollator.

Then: Lean back, and enjoy the ride.

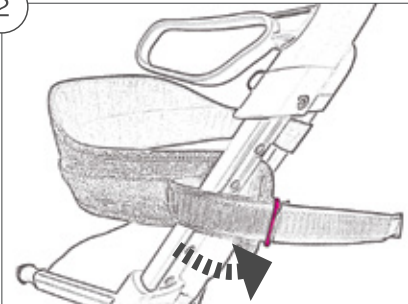
Attachment

1

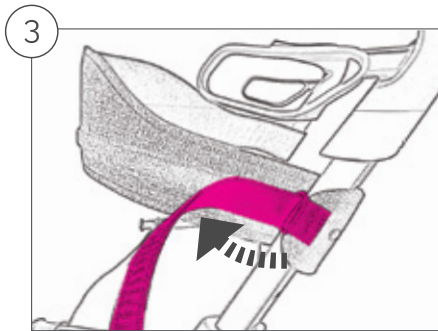


1. Detach the Velcro strap and put the metal knob into one of the height adjustment holes in the handle bar.

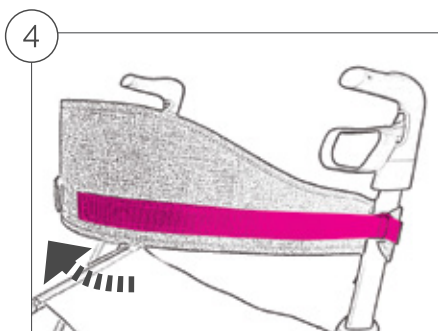
2



2. Put the Velcro strap through the metal bracket at the end of the Backrest.



3. Tighten the Velcro strap.



4. Reattach the Velcro strap to the Backrest while keeping the tension in the strap to ensure that it is sufficiently tightened.

Repeat step 1-4 on the other side and check that the Backrest is securely attached.

Technical data

Material: 100% polyester

Width: 860mm

Depth: 80mm

Height: 130mm

Weight: 150g

User weight: max.130kg

Maintenance

The Backrest can be hand washed.

Warranty

The Backrest comes with 2 years warranty against manufacturing errors. This warranty does not cover wear due to normal use.

Designed in Denmark by:

byACRE ApS

Bygmarken 4

3520 Farum

Denmark