

Shopper for Carbon Ultralight

SPACIOUS BAG FOR YOUR SHOPPING AND GROCERIES



Congratulations with your new shopper for the Carbon Ultralight rollator. The bag enables you to carry larger items and is ideal for carrying your groceries from shopping. Please read this instructions manual before use in order to get the most out of your bag.

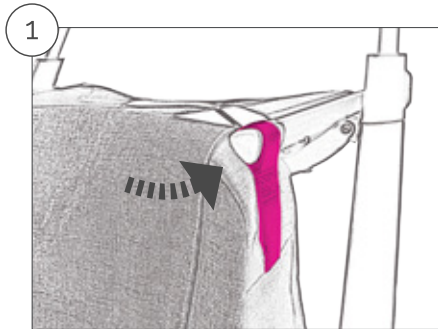


Use of the shopper

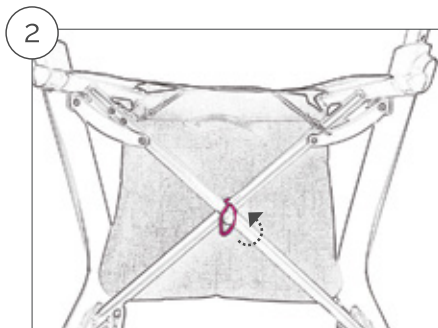
The shopper is easy to access by lifting the lid and opening the zipper. Remember to zip the bag and close the lid before walking to avoid losing any items on your way. This also keeps the content of the bag dry in case of rain.

- ⚠ Do not fill the bag more than it can still be closed.
- ⚠ Do not overload the bag (5 kg).

Attachment

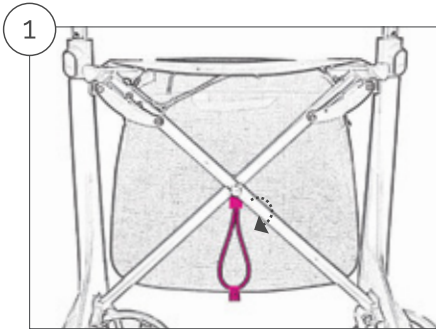


1. Attach the shopper by placing the two flat loops in the top corners of the bag around the extensions of the bars supporting the rollator seat. Ensure that the opening of the lid of the bag is facing away from the seat.

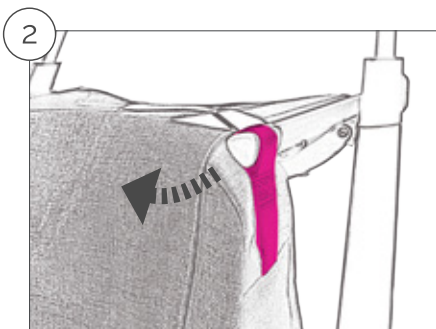


2. Put the centre string loop around the centre of the folding mechanism on the Carbon Ultralight rollator and engage the push button.

Detachment



1. Detach the push button on the centre loop string.
2. Detach the two flat loops from the attachment points on the Carbon Ultralight rollator.



Technical data

Material: 100% polyester

Width: 380 mm

Depth: 160 mm

Height: 350 mm

Weight: 350 g

Load capacity: 5 kg

Maintenance

The bag can be hand washed

Warranty

The bag comes with 2 years warranty against manufacturing errors.

This warranty does not cover wear due to normal use.

Designed in Denmark by:

byACRE ApS

Bygmarken 4

3520 Farum

Denmark

by  **ACRE**